

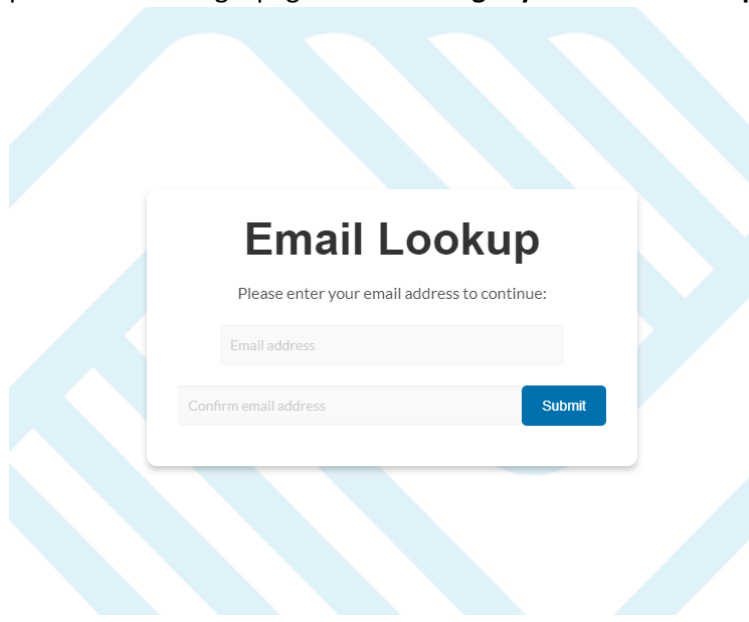
Guide to Spillet University Online Training for Program Volunteers

Note: This link will only be available for 20 days, so you must complete your training before it expires.

The content will not be immediately available upon first login. The system will require at least 6 hours to update before the content is available.

Let's Get Started

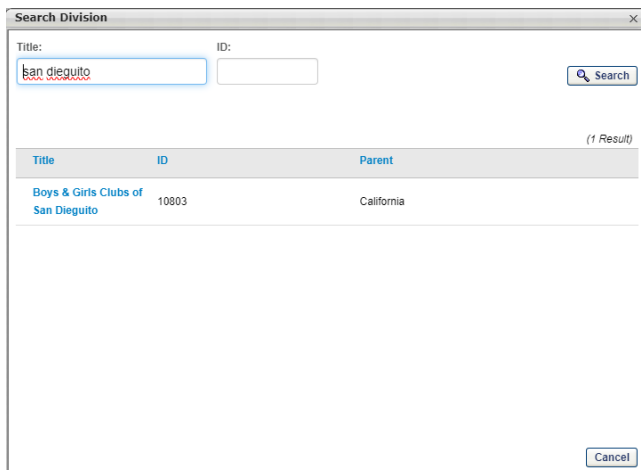
1. Click [here](#) to begin or copy and paste the link (<https://slu.csod.com/selfreg/register.aspx?c=temp.volunteer.manage>) into your web browser.
2. Complete your registration form. You will be notified if you already have an existing account. Click OK to proceed to the login page. Use the **Forgot your username or password?** Link to reset your login credentials.



3. DIVISION = BOYS & GIRLS CLUB ORGANIZATION NAME


Click on the  to begin to drill down to your Boys & Girls Club chartered organization affiliation name as follows:

- You can either type in parts for your Organization Name, click on the **Search** button to display the results, and then click on the Organization Name.

A screenshot of a "Search Division" window. The window has a title bar "Search Division" and a close button. It contains two input fields: "Title:" with the text "san dieguito" and "ID:". A "Search" button is to the right of the "ID:" field. Below the input fields, it says "(1 Result)". A table with three columns: "Title", "ID", and "Parent". The table contains one row: "Boys & Girls Clubs of San Dieguito", "10803", and "California". A "Cancel" button is at the bottom right of the window.

Title	ID	Parent
Boys & Girls Clubs of San Dieguito	10803	California

4. Once you insert your Organization Name, now create your password using the criteria noted on the screen:

* Division: 

* Passwords must contain alpha and numeric characters.

* Passwords cannot have three or more consecutive same characters.

* Passwords must be 6 - 20 characters.

* Passwords cannot have leading or trailing spaces.

* Passwords cannot be the same as the Username, User ID, or email address.

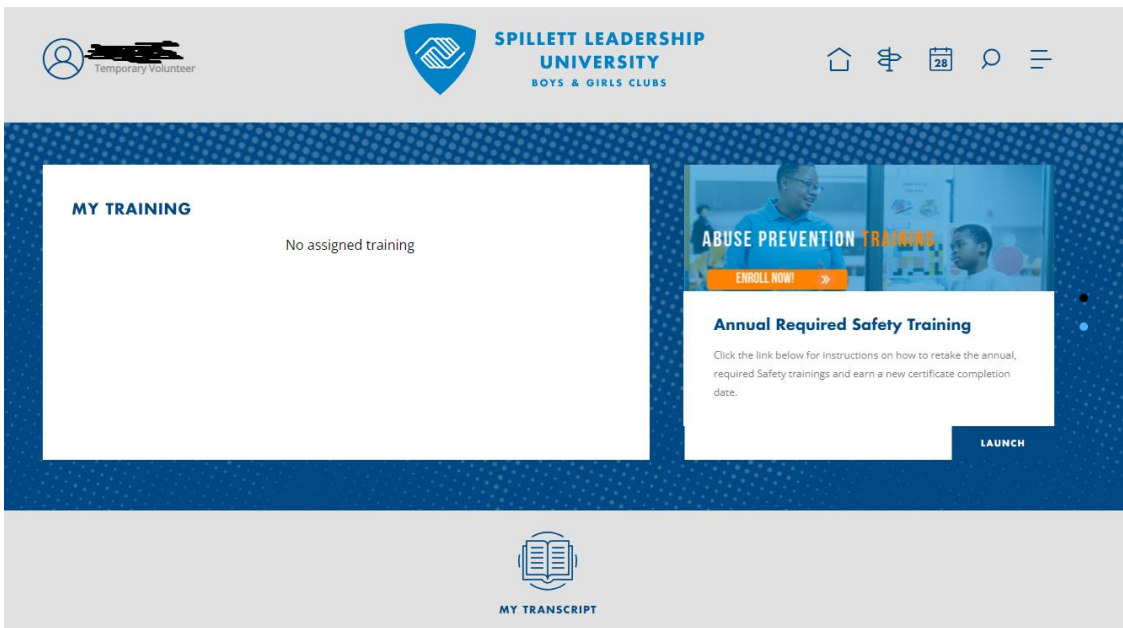
* New password

* Confirm password

Already a user? [Login here](#)
Return to Browsing? [Click here](#)

5. Please save your password and if at any time you forget your password, please contact Help Desk at sluhelpdesk@bgca.net.
6. Click the **Register** button to create your new account.
 - You will then be directed to your SLU Home page. **As a reminder, content will not be immediately available upon first login. The system will require at least 6 hours to update before the content is available for consumption.**
7. Once the account is established, you can then log in directly to SLU using the link below:
<https://slu.csod.com/client/slu/default.aspx>.

If the training has already been assigned, you will see it under “My Training”.



Temporary Volunteer

SPILLET LEADERSHIP UNIVERSITY
BOYS & GIRLS CLUBS

MY TRAINING

No assigned training

ABUSE PREVENTION TRAINING
ENROLL NOW! >

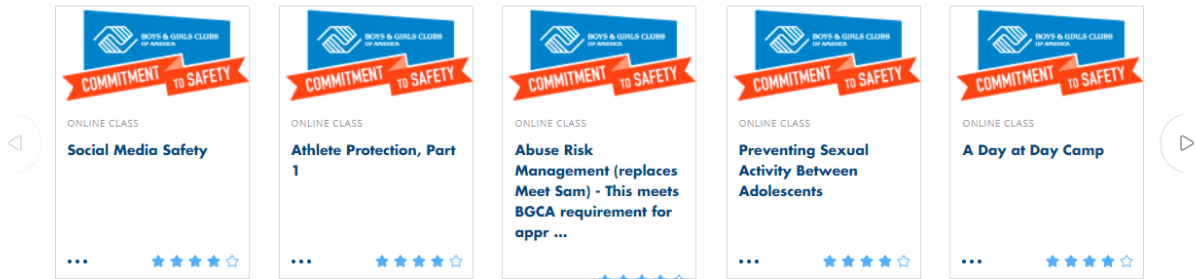
Annual Required Safety Training
Click the link below for instructions on how to retake the annual, required Safety trainings and earn a new certificate completion date.
LAUNCH

MY TRANSCRIPT

BROWSE TRAINING

CHILD SAFETY

VOLUNTEER TRACK



8. Once updated, training modules will be available in the Browse Training section under Volunteer Track.

9. Click on **Foundations: Preventing Abuse in Youth-Serving Organizations** as indicated below.

Learning Search

Q foundations

6 Results

Event Calendar



Curriculum

Foundations of Fundraising (RD)



Online Class

Foundations: Preventing Abuse in Youth-Servi



Online Class

Extend Mindfulness (Mindfulness)



Online Class

Native Track - Resource Development:

ONLINE CLASS

Foundations: Preventing Abuse in Youth-Serving Organizations (This training meets BGCA requirement for approved grooming, prevention, and mandated reporting.)

Last Updated 12/14/2023 Duration 45 minutes ★★★★★ 209

Details

In the Foundations: Preventing Abuse in Youth Service Organizations, participants will be prepared to create safer environments to prevent child sexual abuse. This training meets the membership requirement topic for bgca approved training in: child abuse prevention, grooming prevention and mandated reporting.

[Show More](#)

10. Click **Launch** to begin your training.
11. Upon completion of this training, you will be directed to the Training Completion page where you can rate and evaluate the training and print out your completion certificate.